

STORAGE




RAGE

TERMINALS MAGAZINE®

BUSINESS INTELLIGENCE FOR THE GLOBAL STORAGE TERMINAL INDUSTRY

AUTUMN/FALL 2011 ISSUE



IN THIS ISSUE . . .

- ILTA Review
- TSA Preview
- Vapour Loss Suppression
- Pump Technology
- Plus More

Honeywell Enraf

Coping with change in terminal operations

Using the best equipment to eliminate the operational ‘soft spots’ can lead to increased ROI, argues **Blackmer’s Tom Stone**

Without question, liquid storage terminals play an integral part in the on-going success and relevance of a wide array of industries around the world. They serve a vital role in the global economy as transfer points from one mode of

transportation to another and as safe, secure storage locations until product transfer is needed. The list of products that move through and are stored at liquid terminals is long: from raw crude oil to refined petroleum products,

from animal fats to solvents and caustics.

Sometimes, however, there are money- and time-wasting - “soft spots” in the liquid-handling systems that deliver the goods. Not all systems are created equal, nor are they created to take optimal advantage of the systems as they have evolved. The problem is: how does a terminal operator make sure time, money and energy are not being wasted as they play their part in the supply chain?

For the purposes of this article, the classification of liquid storage terminals falls into two general categories:

- **Bulk terminal:** A facility used primarily for the storage and/or marketing of petroleum products or chemicals, which has a total bulk-storage capacity of 50,000 barrels or more and/or receives products by tanker barge or pipeline. Estimates put the number of bulk terminal operators in the USA at roughly 1,500 companies.
- **Bulk station:** A facility used primarily for the storage and/or marketing of petroleum or chemical products, which has total bulk capacity of less than 50,000 barrels and receives its products by rail tank car or truck. There are approximately 2,860 companies that operate bulk stations in the USA.

A generic term for both bulk terminals and bulk stations is tank farm, which is defined as “a group of supply or storage tanks placed together for storage of oil, chemicals, etc.” Using these definitions, it stands to reason that while all bulk terminals and bulk stations can be described as tank farms, not all tank farms can be called bulk terminals or bulk stations.

While these general classifications regarding the capacities of liquid storage terminals remain appropriate, the change in terminal operation comes in the constantly modifying and more specific product configurations that pass through them, as well as the types of ancillary operations that terminal managers are now being asked to perform on a regular basis.

Diversify and conquer

When most people think of liquid storage terminals, the first image that comes to mind is the giant holding tanks located at petroleum refining complexes. These tank



farms feature acres and acres of storage tanks, with capacities reaching 50,000 gallons per tank. These facilities serve as a vital hub in the storage and dispersal of numerous types of liquids, including petroleum products and petrochemicals, which are substances that are crucial in the world's transportation and manufacturing sectors.

In reality, refinery tank farms represent just the tip of the iceberg in the liquid storage terminal universe. In addition to crude oil and its petroleum derivatives, tank farms serve as an essential link in the distribution of a wide variety of other products, including:

- Mainstream and niche chemicals, solvents, fertilisers, pesticides, acids
- Alternative fuels, ethanol, biodiesel
- Vegetable oils (for food products)
- Animal fats and oils (for cosmetics)
- Molasses
- LPG
- LNG

In short, any liquid that can be transported in bulk — whether by ocean-going tank ship, barge, railcar, tank truck or pipeline — at some point in its life is stored and transferred at a liquid terminal with the storage tank operating as the interface between the various modes of transportation.

Transferring, handling and storing these liquids in and of themselves can be a daunting task for the facility manager, but more and more, these terminals are not just being asked to be a link in the supply chain; they — especially among chemical distributors — are being asked to do much more. For example, while the large port terminals may just load and unload raw and finished products, farther downstream the bulk plants may add blending operations (ie, ethanol, biodiesel, petroleum additives, etc) to the loading and unloading duties. Then, at the distributor level, loading, unloading and blending routines are typically joined by mixing and packaging operations before finished products are shipped to the end-user.

Solutions

Somewhat oddly, when liquid-storage facilities are initially built, they often do not make use of the best equipment, relying instead on brands and technologies that get the facility “up and running”. Then, after the facility has been in operation for a while, the operators identify the inefficiencies and weak links in the enterprise and look to “find a better way”.

Often, this means turning to sliding vane pumping technologies from Blackmer. An operator has to know and trust the supplier of his system components. He also has to know the technological principles and design attributes of those technologies in order to make comparisons.

Blackmer, of course, has a wide array of



Figure 1

pumping technologies that are perfectly suited for diverse terminal applications — literally at every step of the transfer process. More specifically, there is one pumping technology that Blackmer offers that has proven to supply the “best in operational efficiency, cost-effectiveness, energy savings and low maintenance for liquid storage terminal operations”.

Sliding-vane principle



Founder Robert Blackmer invented the sliding-vane principle in 1899 as an alternative to the inefficient gear-type pumps that dominated the market at the time. Just by the nature of their operation, the flow rate of a gear pump will decay over time as the pump's gear teeth wear. On the other hand, sliding-vane pumps feature vanes that slide out of the pump rotor as they wear, meaning that there is no drop in flow rate and volumetric efficiency as the pump ages, and when the vanes do reach the end of their useful life, they are easily replaced.

Specifically, sliding-vane pumps have a series of vanes that freely slide into or out of slots in the pump rotor. (Figure 1) The pump's rotation draws liquid in behind each vane, through the inlet port and into the pumping chamber. As the rotor turns, the liquid is transferred between the vanes to the outlet where it is discharged. Each vane provides a positive mechanical and hydraulic displacement of the liquid. Vanes are actuated by three forces: (1) centrifugal force from the rotor's rotation, (2) push rods moving between opposing pairs of

vanes, and (3) liquid pressure entering through vane slots and acting on the rear of the vanes.

Therefore, each revolution of a sliding-vane pump displaces a constant volume of fluid with variances in pressure having minimal effect. Energy-wasting turbulence and slippage are minimized and high volumetric efficiency is maintained. Further, since the vanes constantly adjust to accommodate for wear, unlike gear pumps that are not self-adjusting, sliding vane pumps maintain near-original and consistent volumetric performance over time. Sliding vane pumps also provide a tremendous amount of suction. This suction capability can benefit terminal operators by stripping lines and removing ‘heel’ from tankers.

Because of the design of the pump's rotor and independent sliding vanes, sliding-vane pumps are easy to maintain at peak performance levels and, if necessary, can be completely rebuilt with the piping still attached. In the event the vanes become worn to the point where they need to be replaced, this can be accomplished by simply removing the outboard head assembly, sliding out the old vanes, inserting the new ones and reinstalling the head. In a matter of minutes, the pump can be back in operation. Simple vane replacement also requires no special tools.

For owners of liquid terminals the result is optimized operating efficiency: less power consumption, less repair and maintenance, less wasted or contaminated product, more speed and precision in loading and unloading, and more consistency in blending.

In addition to supplying the top-of-the-line pumping technology, Blackmer also possesses the engineering expertise to help find the right solutions. The engineering department and specialised distributor partners have the knowledge needed to turn inefficient operations into a system that maximises return to the bottom line.

In addition, Blackmer has also created its Optimum Pump Solution (blackOPS) programme. This selection software was created specifically for Blackmer's pump lines. With blackOPS, the parameters for a particular application are plugged into the software and suggestions are created for equipment type, size and installation. The operator then chooses what fits the needs of the specific terminal operation and places an order. This

helps eliminate the uncertainty and doubt that the operator will inevitably have when contemplating an equipment upgrade.

In summary, volatile prices for raw goods from crude oil to vegetable oil are increasing wholesalers' costs to finance their inventories and accounts receivable, creating a need to squeeze costs out of their operations by boosting efficiency and eliminating waste. At the same time, terminal operators are being told they must modernise these operations in order to make them more efficient, as well as more environmentally friendly in terms of energy usage. Coupled with that, federal regulations can mean a forced increase in the market

shares for some products, like biodiesel and ethanol, requiring many petroleum terminals to modify or expand their storage facilities and traffic capacity. And compliance with these government and industry standards for fuel specifications demands precise blending.

With a need to boost operating efficiencies and the prospect of upgrading or expanding terminal facilities, a growing number of terminal operators are investigating sliding-vane pump technology and are discovering that they can optimise performance and get measurable returns on their investments with this technology. A concept proven over a 100-year period, sliding-vane pumps consume less power,

require less maintenance, offer high suction that helps clear lines, tanks and transports, and deliver precise volumetric consistency in both loading/unloading and blending applications.

In short, Blackmer's sliding vane pumps offer a viable, efficient solution for the growing challenges of operating a liquid storage terminal in today's ever-changing marketplace.

Tom Stone is director of marketing Blackmer, an operating company within Dover Corporation's Pump Solutions Group (PSG)

www.blackmer.com

NG series compressor

Blackmer has launched its **NG Series Natural Gas Vapour Recovery Compressor**.

NG compressors are single-stage, oil-free reciprocating gas compressors that are designed to handle wellhead operations in continuous duty or remote unmanned locations. They are claimed to be ideal for enhancing oil-and-gas production in the areas of tank-battery vapour recovery, wellhead vapour control, wellhead annulus reduction and pressure boosting.

What sets the NG Series compressors apart from other competitive models is a full compartment distance piece, which is standard on all NG models. Each NG compressor is constructed with two sets of piston rod seals between the crosshead guide and cylinder area, which form the distance piece. The distance piece provides leakage control and helps prevent oil contamination from any condensates that might be in the gas stream. Connections are provided in the distance-piece for purging, pressurising or venting as needed. This design also allows the NG compressors to handle a much wider range of suction pressures, which can be a major consideration in wellhead operations that involve natural gas and methane mixes.

Other features

NG compressors are single-stage, oil-free reciprocating gas compressors



and benefits of the NG Series compressors, which are to be used in sweet-gas applications only, include:


- Ductile-iron head and cylinder that outperform cast-iron models
- O-ring gaskets throughout for sealing under all operating conditions
- Flow rates to 600 MSCFD
- Maximum of 50-horsepower energy usage
- Maximum allowable working pressure of 350 psia (24.1 bara)

In addition, Blackmer ML Series Sliding Vane Pumps are available. These have been designed to handle highly viscous fluids such as oil, waste oil, abrasive slurries, asphalts, molasses and adhesives. This makes the ML pumps ideal for liquid terminal operations that require high-capacity product transfer, top or bottom loading/unloading and blending at the rack.

ML pumps are well suited for barges, ships, underground/aboveground storage tanks and terminal transfers thanks to their self-priming and high-suction capabilities that enable them to clear tanks of product more effectively and efficiently than competitive models. In fact, ML pumps can handle fluid viscosities from 30 to 500,000 ssu (1.0 to 108,000 cS) with flow rates up to 600 gpm (136 cbm/h) and at operating temperatures as high as 400degF (206degC), thanks to a jacketed pump-head option.

ML pumps are available with a choice of internal sleeve with external stuffing box

or internal mechanical seals with external ball bearings, while modular bearing hubs allow the pumps to be easily reconfigured in the field. The pumps feature ductile-iron construction with a bolt-on internal relief valve that protects against excessive operating pressures. The symmetrical bearing support is said to assure even loading and wear, while providing seal reliability.



ML Series Sliding Vane Pumps designed to handle highly viscous fluids

Better Terminal Transfer, Transloading and Blending Solutions

Better Reliability

Better Energy Savings

Better Volumetric Efficiency

Better Get Blackmer

Sliding Vane Pumps in Terminal Operations

Blackmer is the global leader in transfer, transloading and blending solutions for petroleum terminals. Designed to run dry for short periods and perform self-priming and line-stripping duties, Blackmer sliding vane pumps are highly energy-efficient and eliminate many of the maintenance concerns inherent in other pump styles.




GX/X



NP/SNP



TXH35A



HXL/MXL



+1 (616) 241-1611
www.blackmer.com



Scan this code with a smartphone for more information on Blackmer's terminal transfer, transloading and blending solutions.

Blackmer
A DOVER COMPANY

1809 Century Avenue SW, Grand Rapids, MI 49503-1530, USA

Process | Energy | Military & Marine



SLIDING VANE PUMPS



CENTRIFUGAL PUMPS



PERISTALTIC (HOSE) PUMPS



RECIPROCATING GAS
COMPRESSORS